

# Relaxation Breathing for Enhanced Sleep



Nick Shroff, MD, FACS, E-RYT  
Professor, Research & Teaching Faculty,

# Techniques to Reduce Stress



**30 minutes of daily moderate exercise**



**Mindfulness and meditation**



**Progressive muscle relaxation**



**Yoga**



**Visualization**



**Slow, deep breaths**

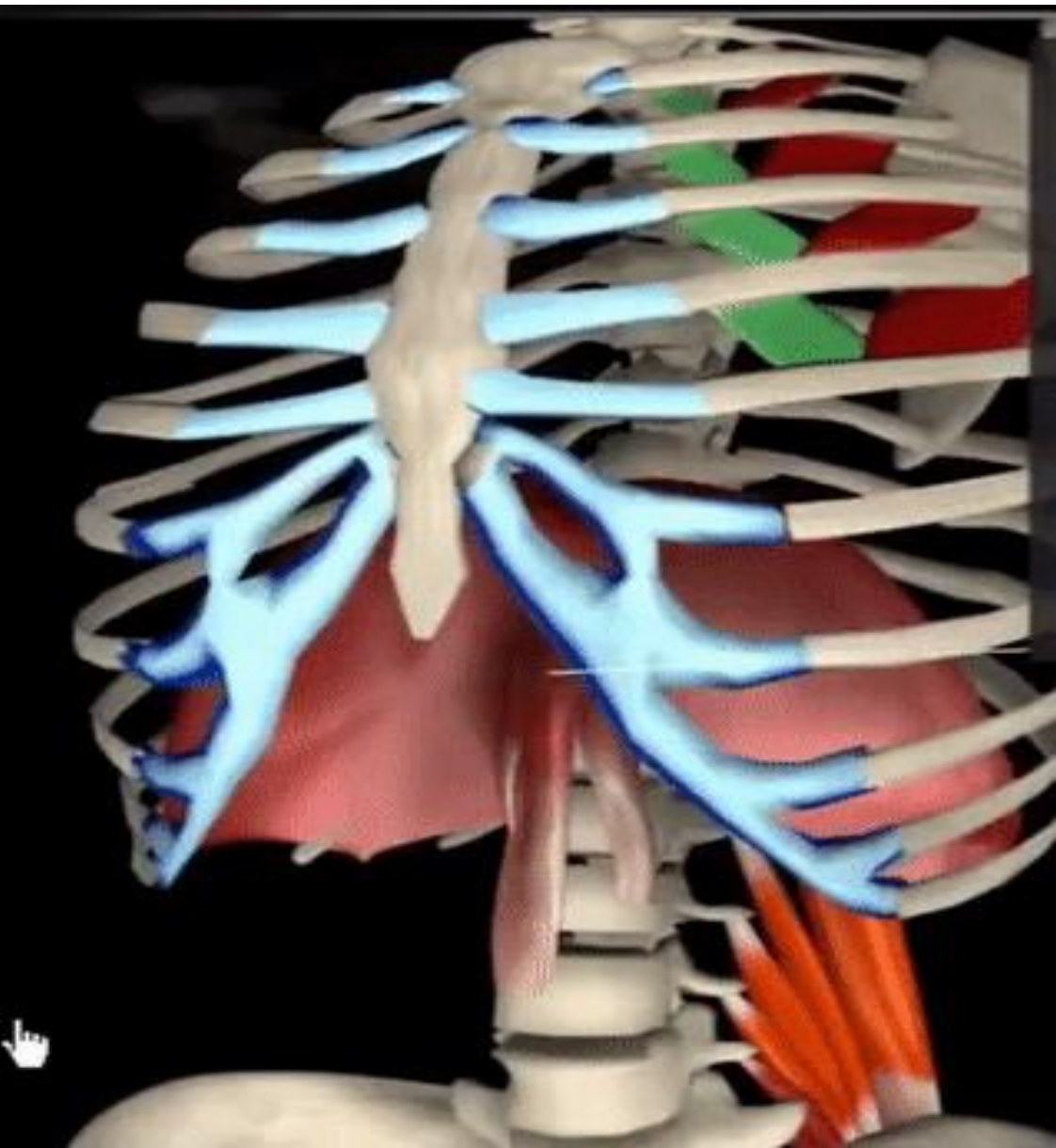
## Learning Objectives: Upon completing this course, participants should be able to:

---

- Recognize breath is the interconnection between mind & body in regulating physiological functions
- Examine different breathing styles & their unique impacts
- Apply practical relaxation breathing exercises to improve sleep. These exercises help down-regulate the sympathetic nervous system (fight & flight) while up-regulating the parasympathetic nervous system (rest & repair)
- Utilize intentional breathing practices to boost cognitive functions & manage emotions such as anxiety & anger
- Integrate proper breathing techniques into daily life for enhanced self-awareness & mindfulness

## Diaphragmatic/Belly Breath - Improves O<sub>2</sub> & CO<sub>2</sub> Gas Exchange

---

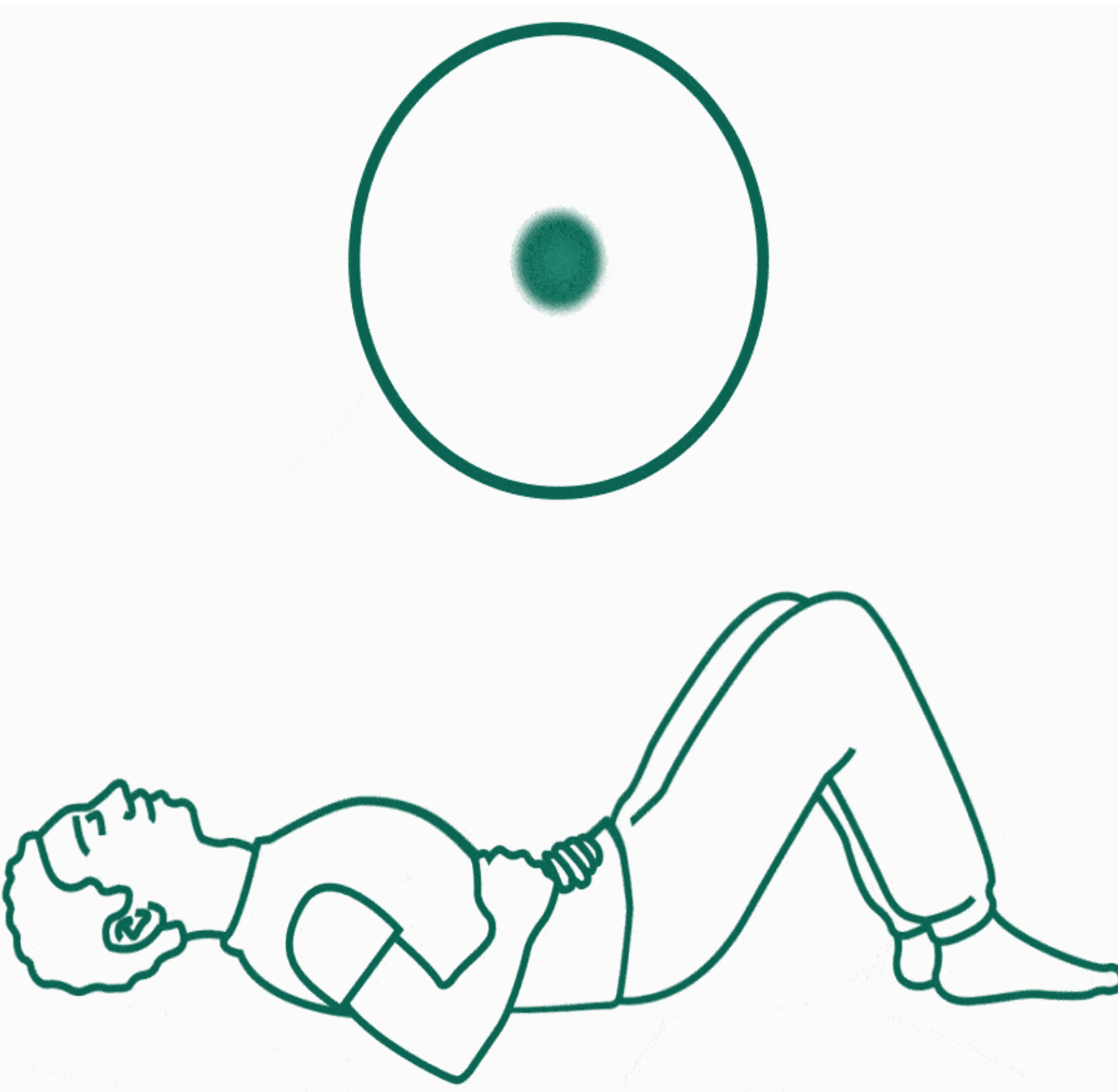


- **Inhale**, diaphragm moves ↓ abd out
- **Exhale**, diaphragm ↑ → abd in
- Slow, quiet, rhythmic breathing ↑Vagal tone
- Diaphragm movement ↑circulation, lymphatic flow
- ↑Core muscle stability ↑physical, mental & spiritual health

*Physiopedia- Diaphragmatic\_Breathing\_Exercises*



- *Sit Tall & comfortably.* Spine erect, shoulders relaxed, w/ a smile
- Place 1 hand over your abdomen
- **Breathe-in** thru your nose, allow abdomen to move out against your hand
- **Breathe-out** slowly. Feel abdomen collapse & sink in
- Repeat by inhaling w/ awareness of cool breath entering your nose & abdomen distending like a balloon, then deflate
- Synergy of breath and movement quietens body-mind, reduces physical/mental tension



## Efficient Diaphragmatic/Belly Breathing

**Inhale:** active contraction → diaphragm down → belly expands, compressing abdominal contents

**Exhale:** diaphragm & lung relax → *pushing air out*

*Use your breath to untie the knots in your body and mind, esp before bedtime*

# Relaxation Response ↑ Vagal tone

- Eyes closed, spine erect, neck & shoulders relaxed
- *Inhale Calmness/Peace/Ease Exhale Release/Stress/Tension*
- Progressive muscle relaxation, Meditation  
→ Hypo-metabolic physiological state
- De-Stress, ↓anxiety, anger → ↑sleep
- ↓BP , RR, Cortisol, Adrenaline, Noradrenaline

Wallace, RK et al., *A Hypometabolic Physiologic State*, Amer J Phys, 221(1971):795-9





*Sitting Crescent-Moon,  
Ardha Chandrasana  
Seated Konasana*

**With Mindfulness** Feel the  
difference between Right  
& Left sides

→ Improve balance, flexibility, joint  
mobility, focus

Reduce back pain & stiffness from  
prolonged sitting





Side Stretch Pose  
*Upavsistha* Lunge variation  
Seated Warrior prep pose



Seated Trikonasana  
John Travolta Pose

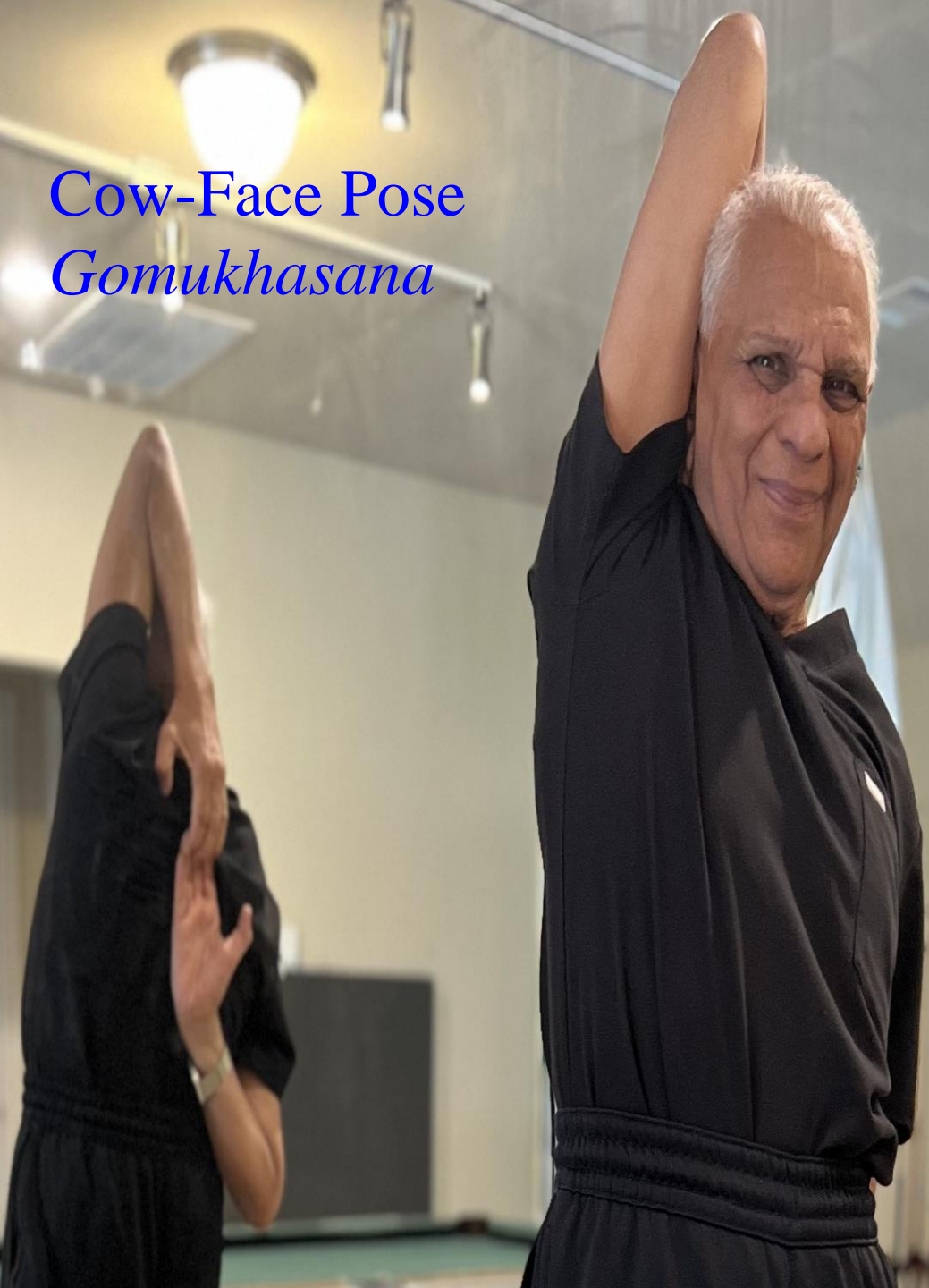


Skandha Chakrasana



Warm-up practices  
Shoulder socket rotation  
Draw circles with elbows

*Cow-Face Pose*  
*Gomukhasana*



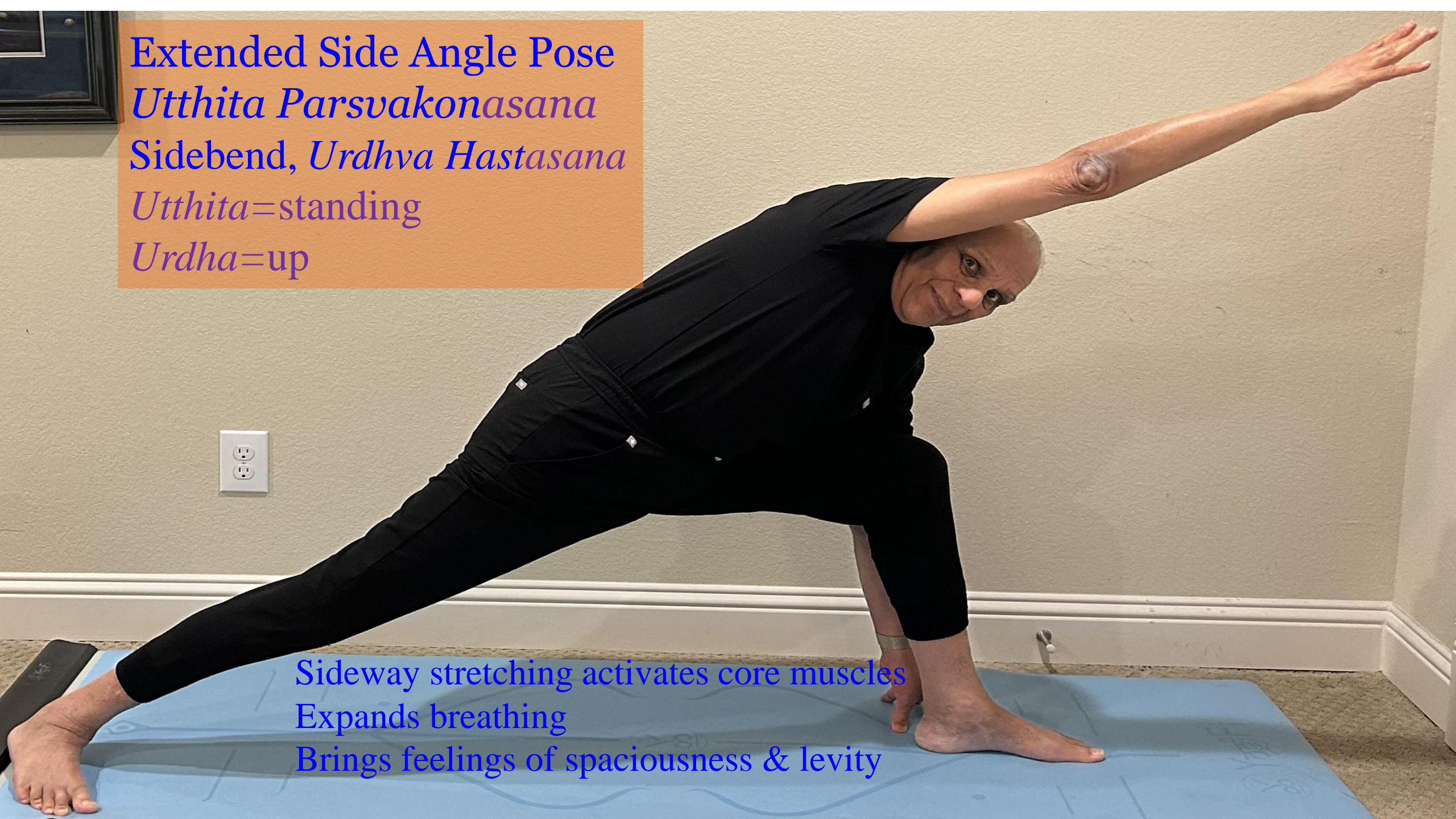
- Place right hand on scapula, turn thumb towards ground
- Place back of left hand on the spine. Bend elbow. Turn left palm outwards
- Interlock the fingers of both hands
- Spine erect, Shoulder-neck relaxed, head straight
- Squeeze shoulder blades together, keep looking forward, push heart forward



Prep Ardha  
Matsyendrasana

Seated Spinal Twist, Vakrasana

Extended Side Angle Pose  
*Utthita Parsvakonasana*  
Sidebend, *Urdhva Hastasana*  
*Utthita*=standing  
*Urdha*=up



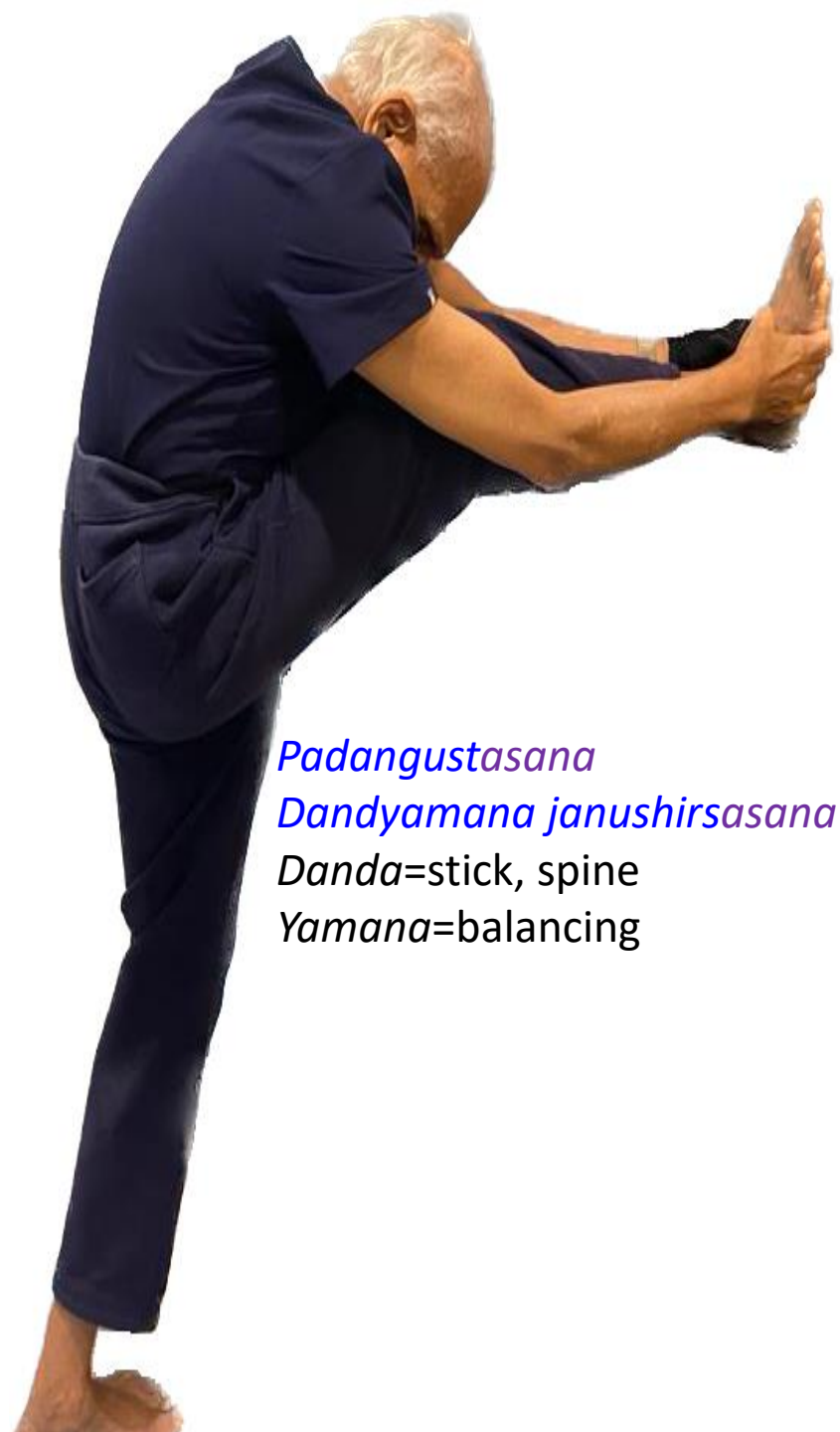
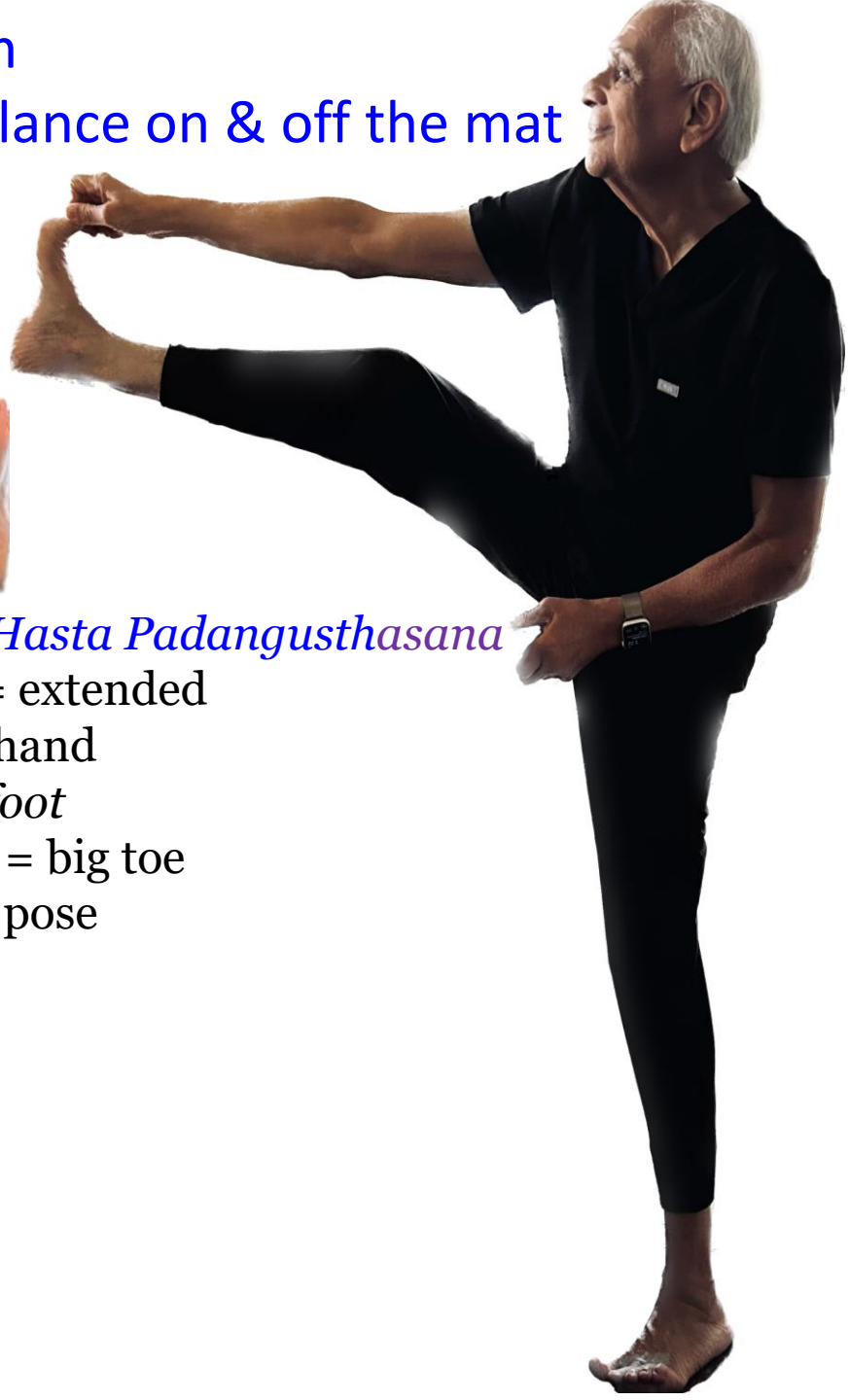
Sideway stretching activates core muscles  
Expands breathing  
Brings feelings of spaciousness & levity

Stay Centered & Calm  
Physical & Mental Balance on & off the mat



*Uttitha Hasta Padangusthasana*  
*utthita* = extended  
*hasta* = hand  
*pada* = foot  
*angusta* = big toe  
*asana* = pose

Balancing posture  
Body awareness  
Raise one leg to hip level  
Hold big toe w/ hand



*Padangustasana*  
*Dandyamana janushirsasana*  
*Danda*=stick, spine  
*Yamana*=balancing

A man with white hair, wearing a black t-shirt and black pants, is performing a variation of Hanumanasana (Extended Leg Split, Lunge) on a blue yoga mat. He is sitting on the mat with his right leg extended forward and his left leg split back. He is using a black block under his right hand for support. He is looking to the left. In the background, another man is performing the same pose. The setting is a gym with a pool table and other equipment visible.

*Hanumanasana, variation  
Extended Leg Split, Lunge*

*Utthita Ashwa Sanchalanasana*




Pre-bed stretching improves sleep quality  
Hold each stretch for at least 4 breaths

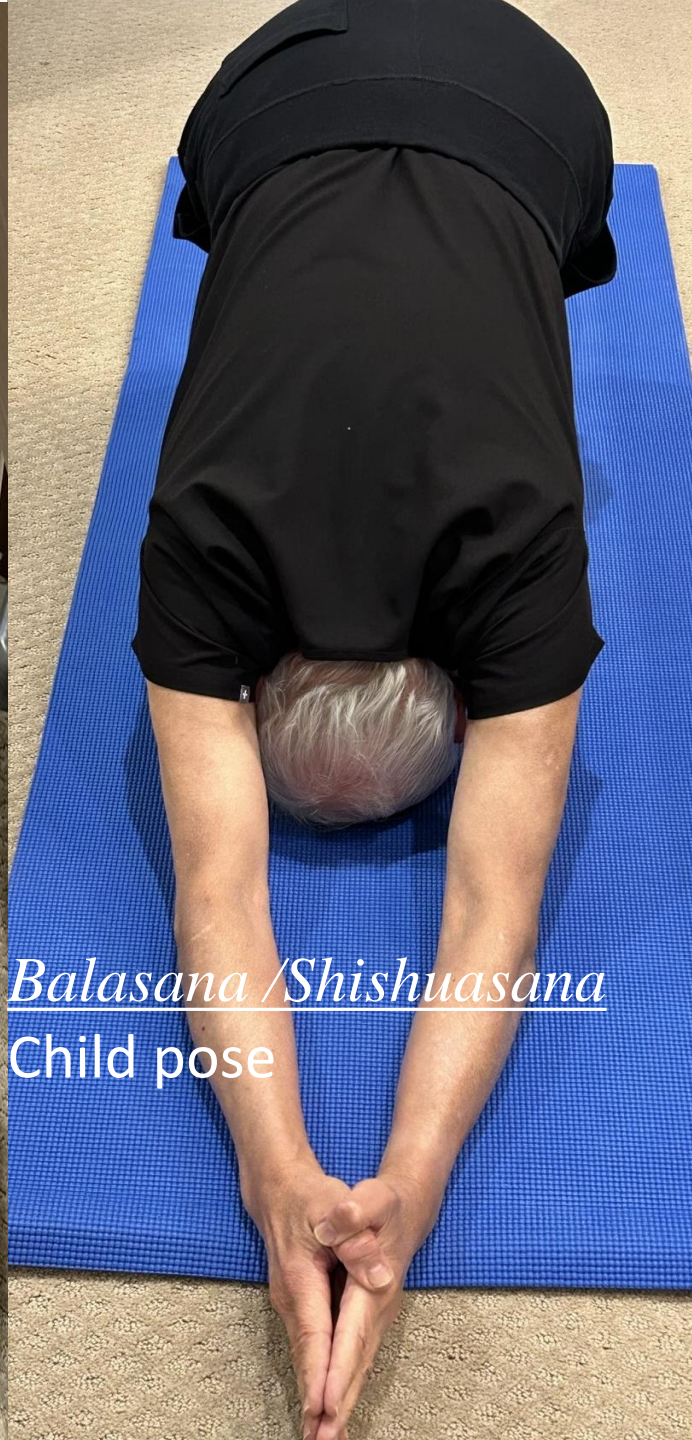


Reversed Balanced Table-top  
*Ardha Purvottanasana*





Happy Baby  
*Ananda Balasana*



Balasana / Shishuasana  
Child pose

## Grounding pose Relaxes Mind-Body



→ Surrender body weight to gravity

→ Pursed-lip Breathing (esp into back & bottom of lungs)

→ ↑PNS Calm Relax mind-body


→ Release tension back-hips

Sirsasana




## Pursed lip breathing

- Relieve SOB by slow RR → Keep airways open longer → ↓stress/anxiety
- ↑Gas exchange by expanding alveoli → ↑relaxation

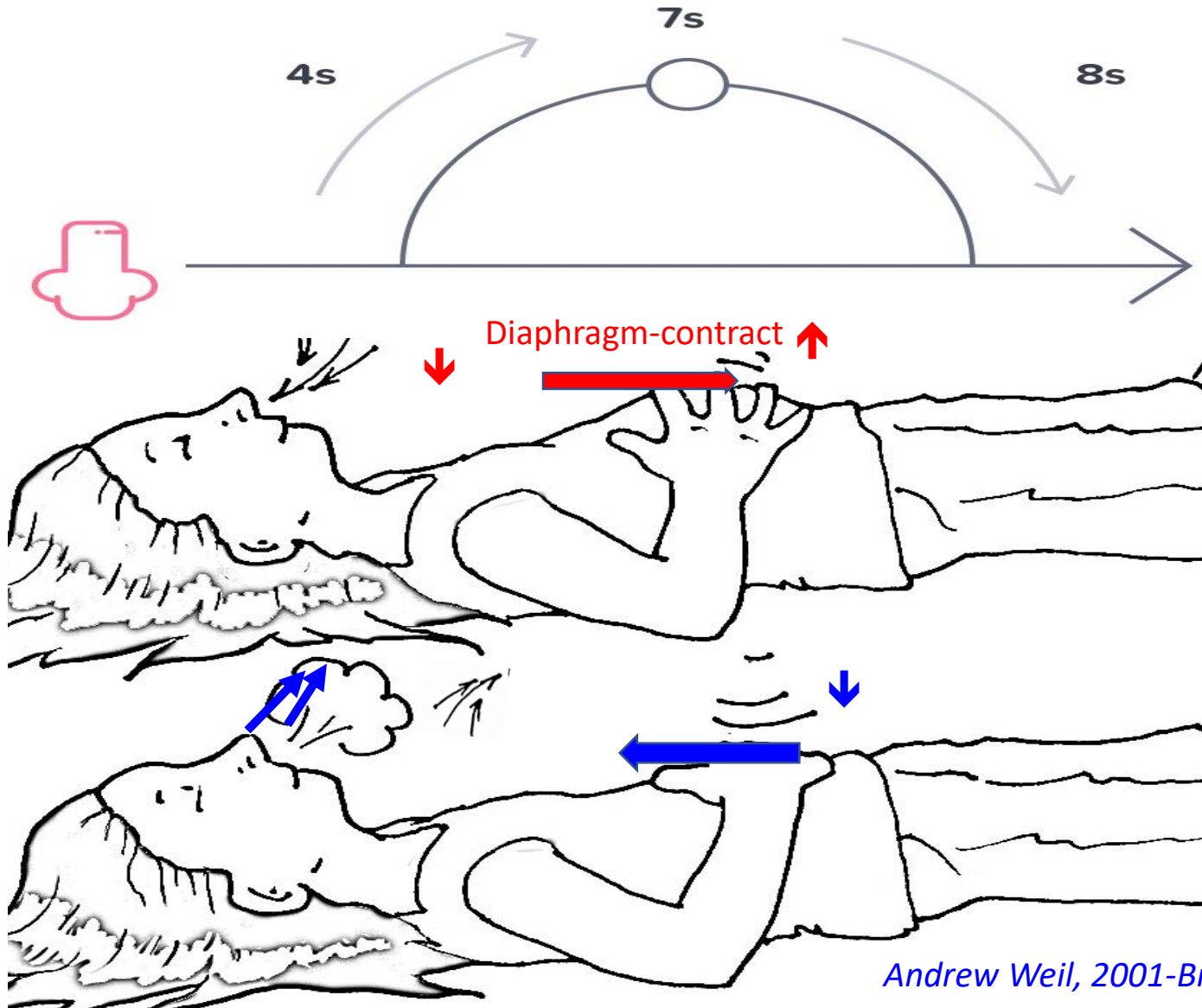


Inhale: Relax your neck and shoulder muscles. Inhale slowly through your nose for 2 counts.



Exhale: Pucker your lips as if you are going to blow out a candle. Exhale slowly and gently through your lips for 4 or more counts.


# Relaxing 4-7-8 Breath: *Inhale Calmness/Peace/Ease* *Exhale Release/Stress/Tension*



- Hand on belly, breath thru nose
- **Inhale**, count to 4, slow, push hand out, relax shoulders
- **Hold breath**, count to 7
- **Exhale**, count to 8, push belly in, relax jaw
- Repeat 5 times

# Intentional-Tolerable Breath-Hold

# Box Breathing



# Alternate Nostril Breathing: $\uparrow\text{CO}_2$ , *Nitric Oxide*



Close R Nostril with Thumb  
 **$\uparrow$ Inhale L. Count 4**

Close R & L Nostrils  
***HOLD.* Count 4**

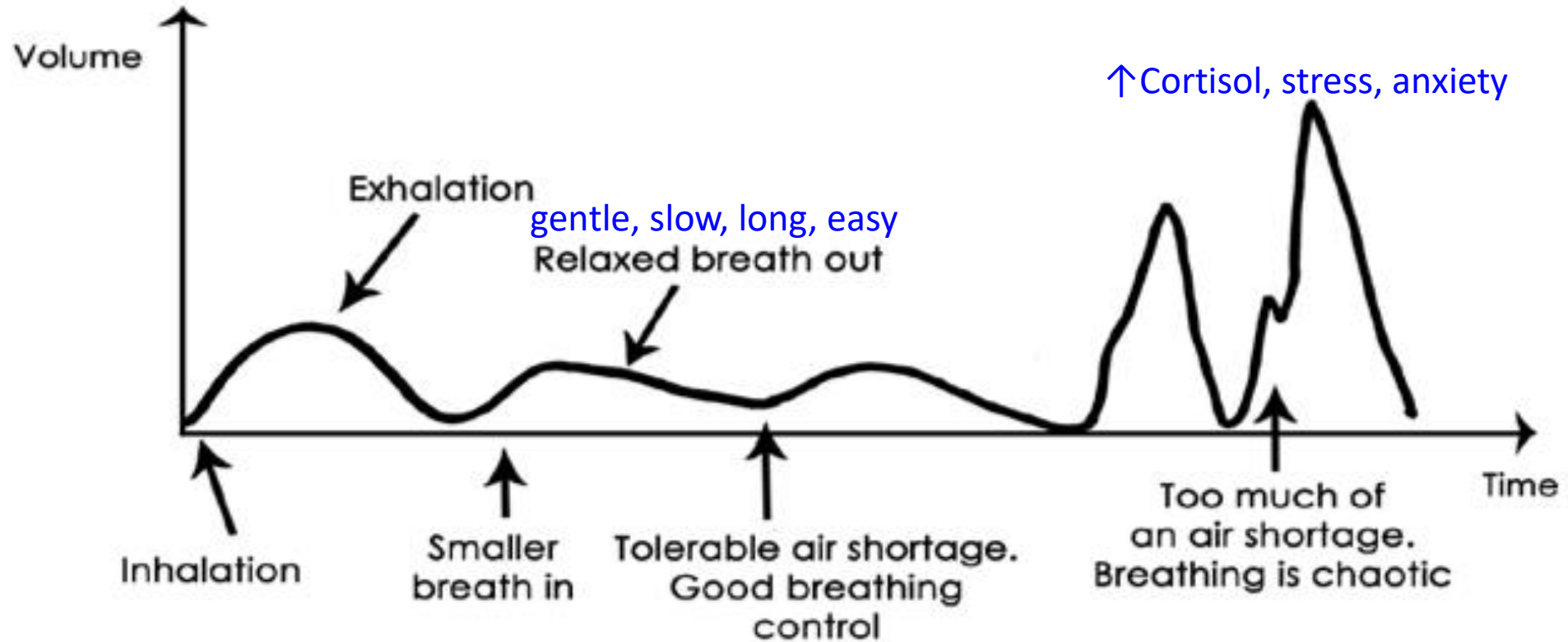
Open R nostril-  
 **$\downarrow$ Exhale R. Count 6**

[Chopra.com/how-to-practice-alternate-nostril-breathing](http://Chopra.com/how-to-practice-alternate-nostril-breathing)

# *Breathe Light, Breathe Right*

Decreased tidal volume. Subtle/Imperceptible Breathing → Good Health

---

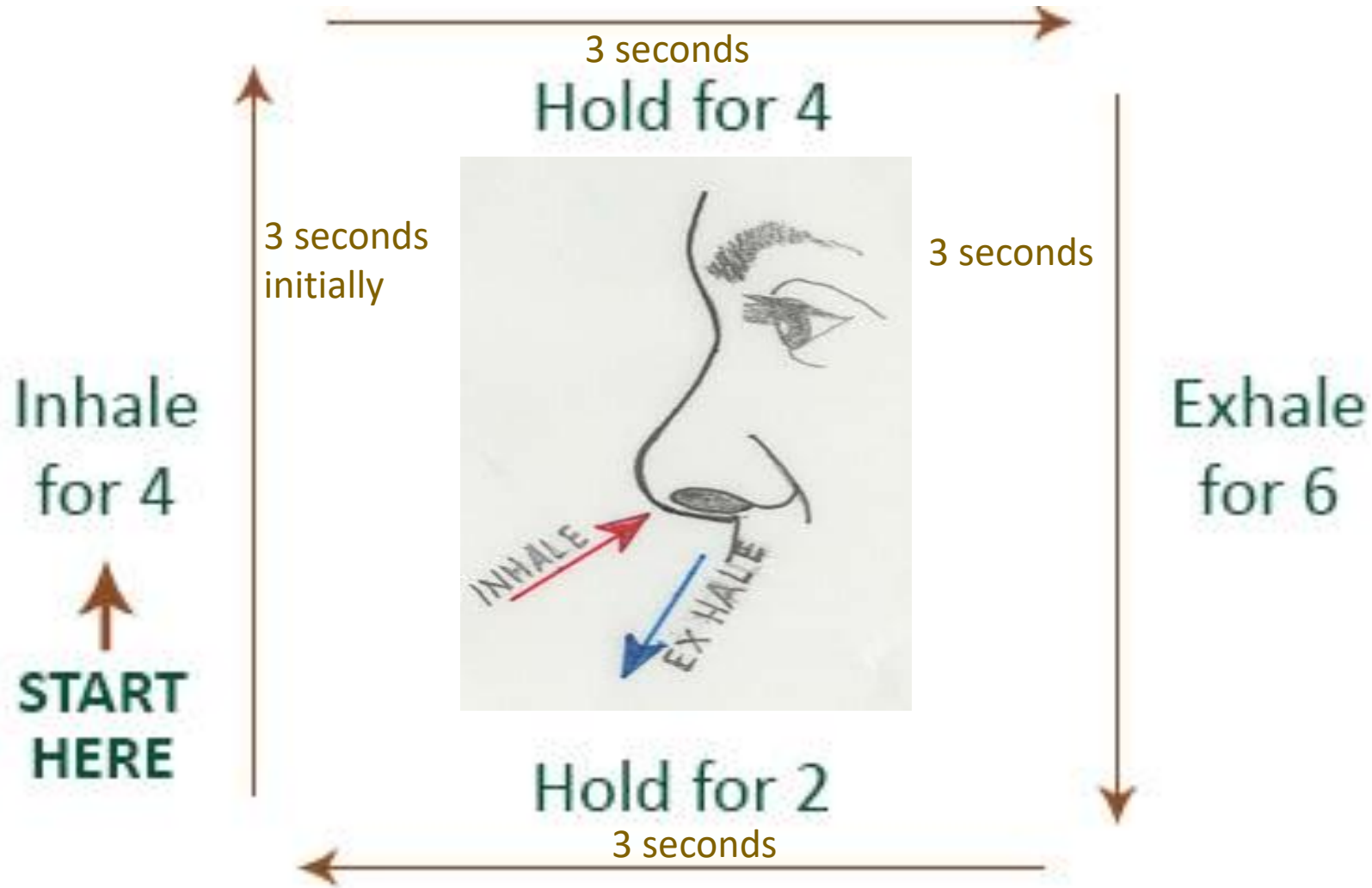


Efficient breathing at rest improves breathing during exercise & sleep  
Merge breath with abdominal movements

*Buteyko Method: Reverse Asthma, Rhinitis and Snoring, Patrick Mckeown, 2008*

# Box/Square/Samvritti Pranayama

Aware, Concentrate, Calm, Soothe, Relieve Stress

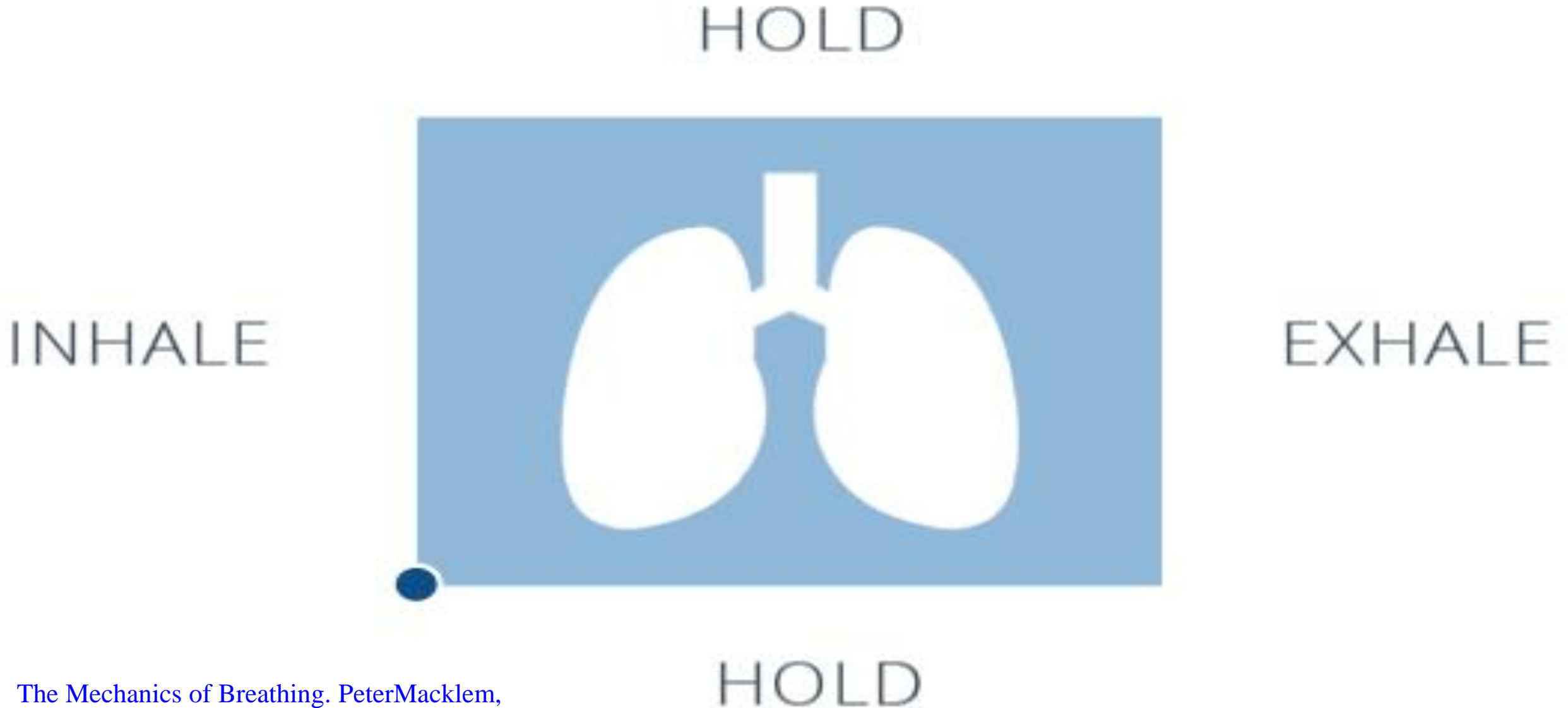


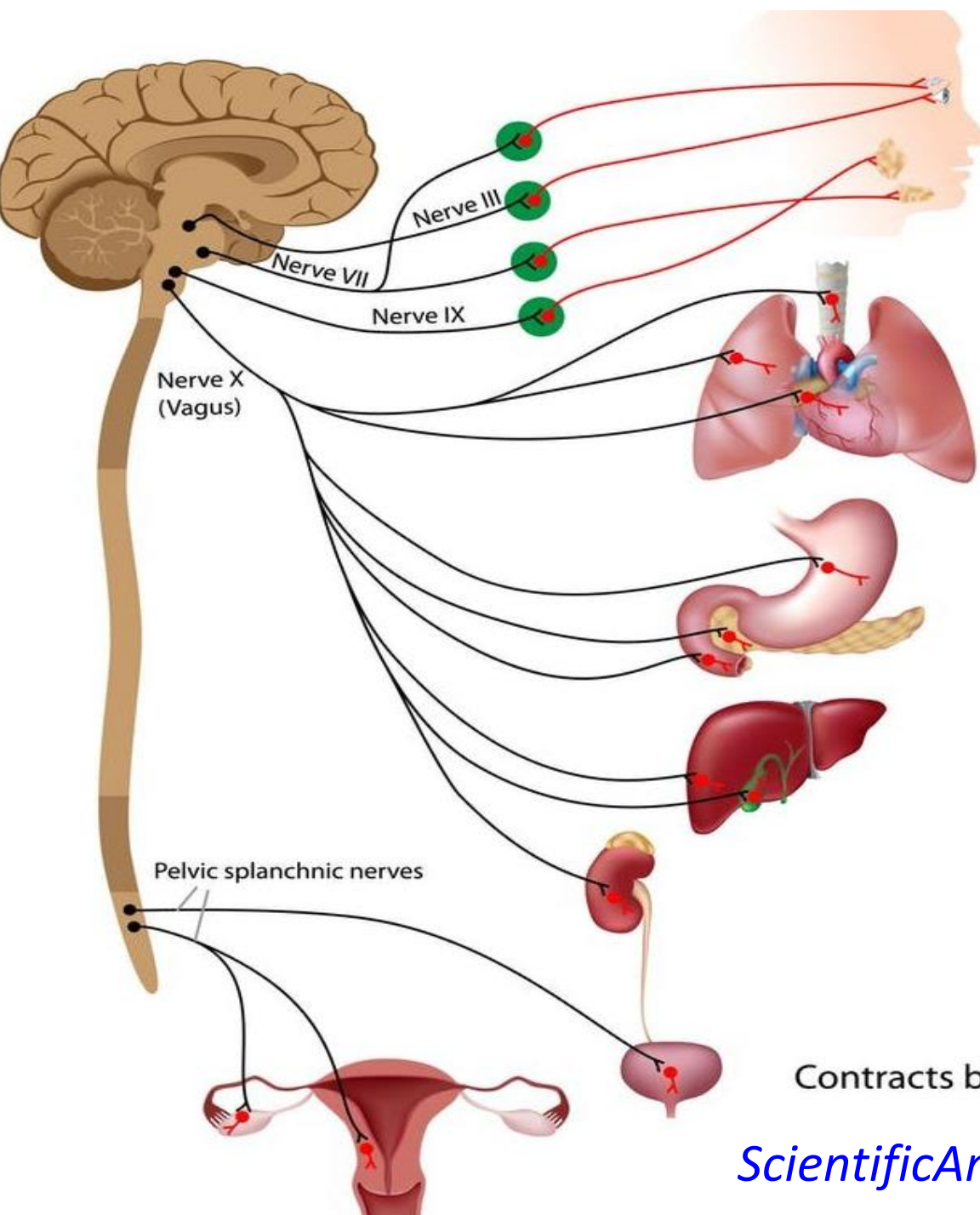
[Healthline-box-breathing#slow-exhale](#)



**Visualize a square.** Imagine traveling up one side on **inhale**, across top **hold**, down other side **exhale**, & across bottom, **hold** (i.e. *exhale hold*)

---





Constricts pupils

Stimulates flow of saliva

Constricts bronchi

Slows heartbeat

Stimulates peristalsis and secretion

Stimulates bile release

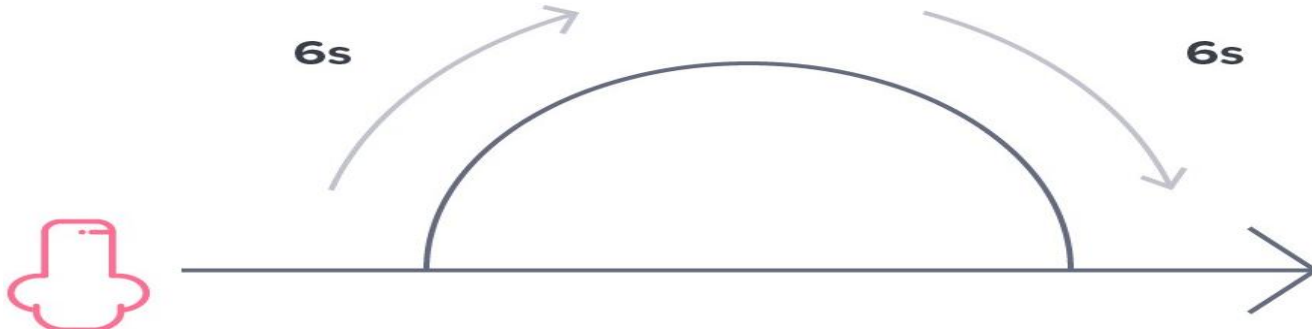
Contracts bladder

## Parasympathetic Nervous System

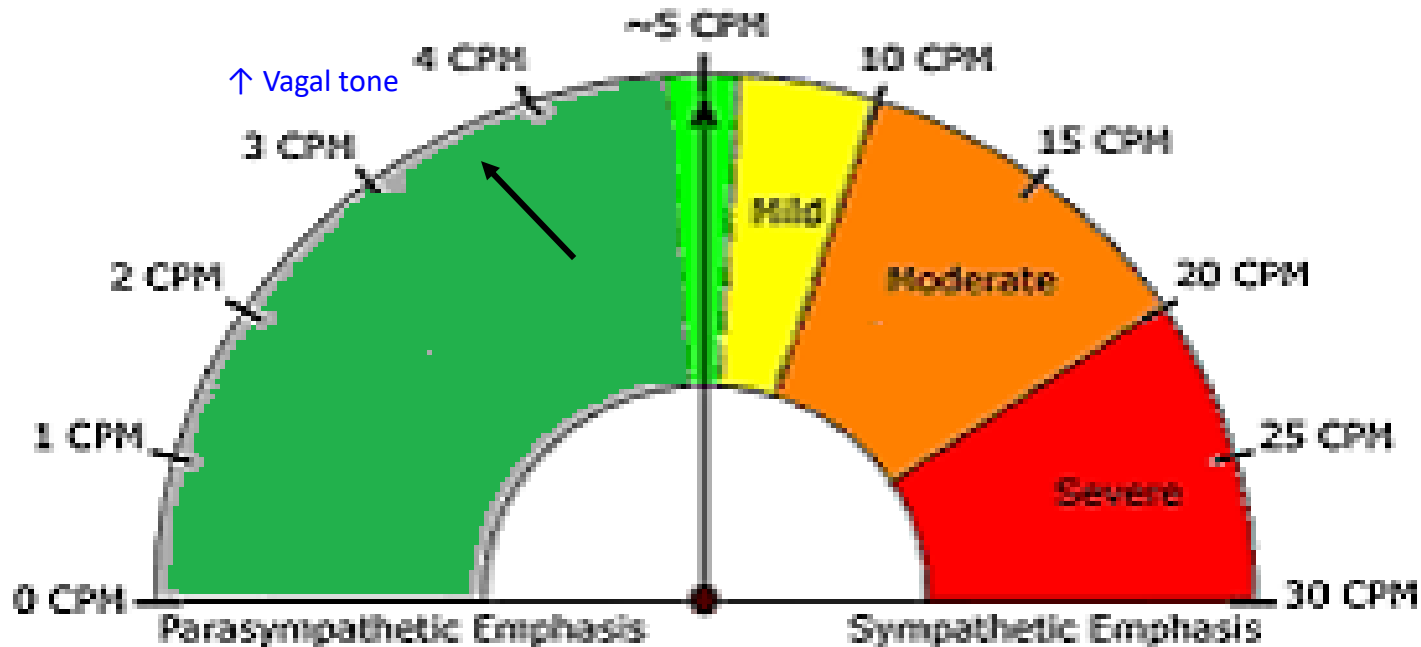
- Release acetylcholine, relax blood vessels ↓ peripheral resistance
- Relax/restore body to calm, composed state ↓ anxiety, stress, fear
- Activated by slow, relaxed diaphragmatic breathing, yoga, meditation, humming, cold shower

[ScientificAmerican.com/proper-breathing-brings-better-health](https://www.scientificamerican.com/proper-breathing-brings-better-health)

# Coherent Breathing ↓ Stress, Anxiety



■ Autonomic Balance, Maximal HRV, & Maximal Coherence



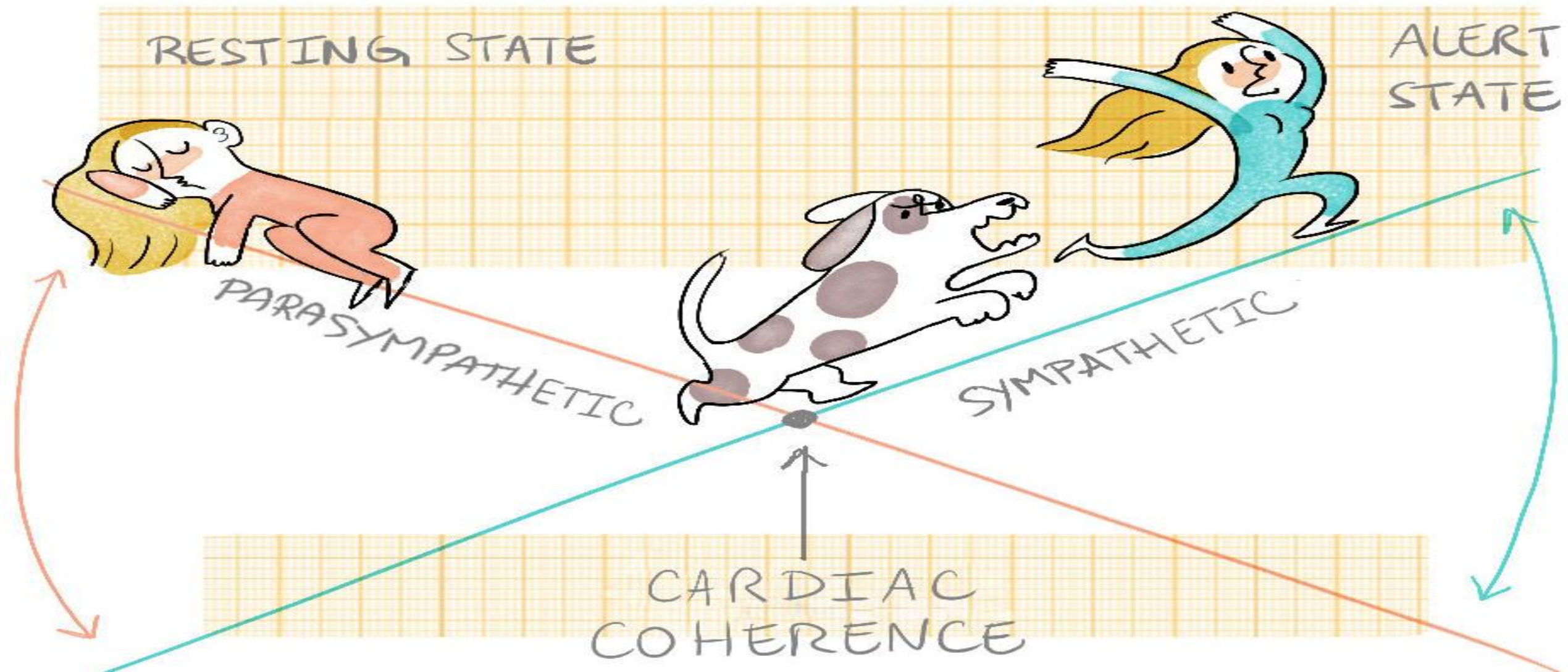
CPM = Breathing Cycles Per Minute

- Ideal: 5 breaths/minute but often people breathe >3x faster

- Lower RR ↑vagal tone, lower HR

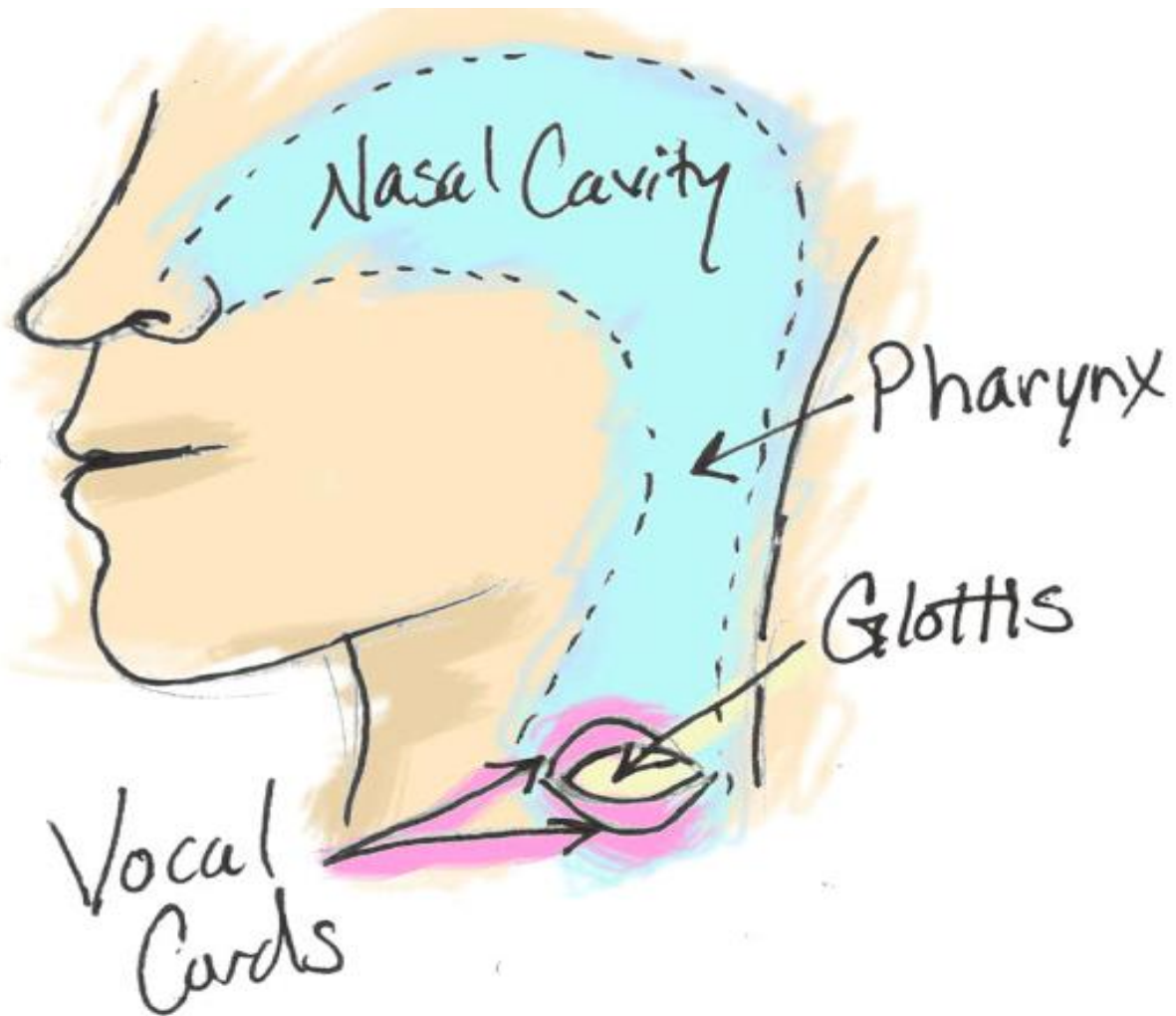
- ↑ Relaxation response, Gamma-aminobutyric acid (GABA) levels, Heart Rate Variability

# Cardiac Coherence Exercises → 6-sec-Inhale then 6-sec-Exhale (12-sec RR) Biofeedback device helps to slow breath, lowers HR



## Ujjayi: Ocean/Hissing-Sound Breathing

Vagal stimulation from somatosensory afferent in glottis, pharynx, larynx



- Initially, with mouth open **Exhale** to fog a mirror, whisper *ahhh*. Close mouth → **Exhale thru nose**. Constrict throat. Feel resistance/vibration (oscillation of air column in oropharynx)
- **Inhale**: maintain throat constriction against airway resistance → Barely audible, slow-long breath

<https://www.healthline.com/health/fitness-exercise/ujjayi-breathing>

## *Bhramari (Humming Bee) Pranayama*

---



- **Inhale** thru nose
- Prolonged **Exhale** thru nostrils w/ humming sound - '*mmm*' from throat
- Press & release ear flaps w/ fingers, focus inwards on humming ↑vibration
- Oscillates airflow in nostrils/larynx wall  
↑Nitric oxide x15
- Soothes nervous system ↑vagal tone
- Ventilate sinuses with mechanical cleaning, anti-inflammatory effects

*Eddie Weitzberg, Jon Lundberg: Humming Greatly increases Nasal Nitric Oxide*

## *Irony of Timetable & Schedule*

- .Places to go
- .Things to do
  
- .People to meet
- .Much to eat
  
- .Lots to drink
- .Ideas to think
  
- .Learn to let go
- .Free from ego

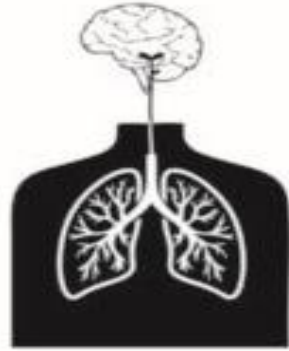


*Between yoga, pilates, therapy, massage, and meditation,  
I hardly have any time for myself.*

# Yoga Nidra Stages



3. Body Rotation



4. Breath Awareness



5. Feelings / Sensations



6. Visualisations



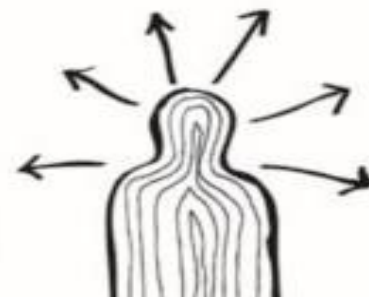
2. Sankalpa (Intention)



7. Sankalpa (Intention)



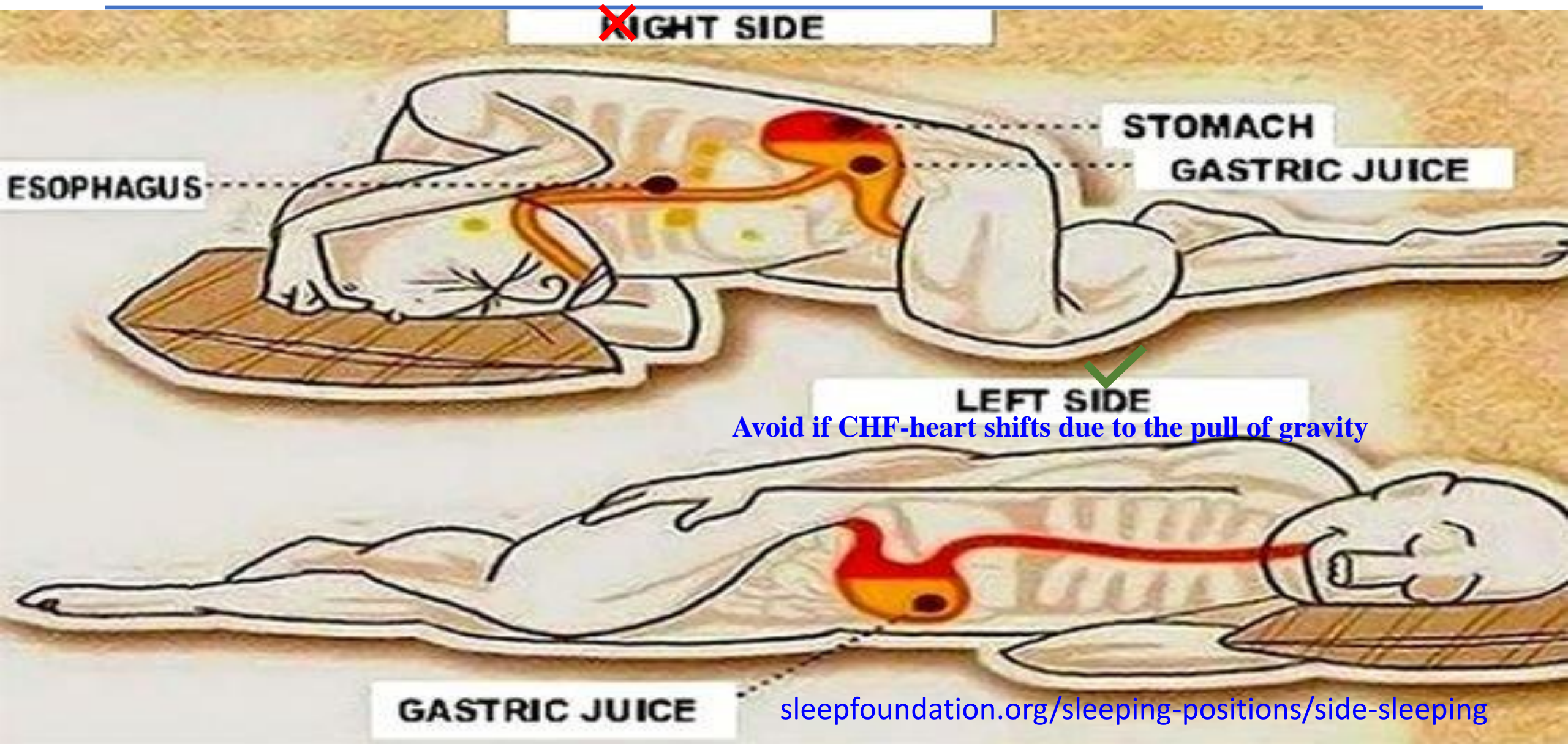
1. Internalisation

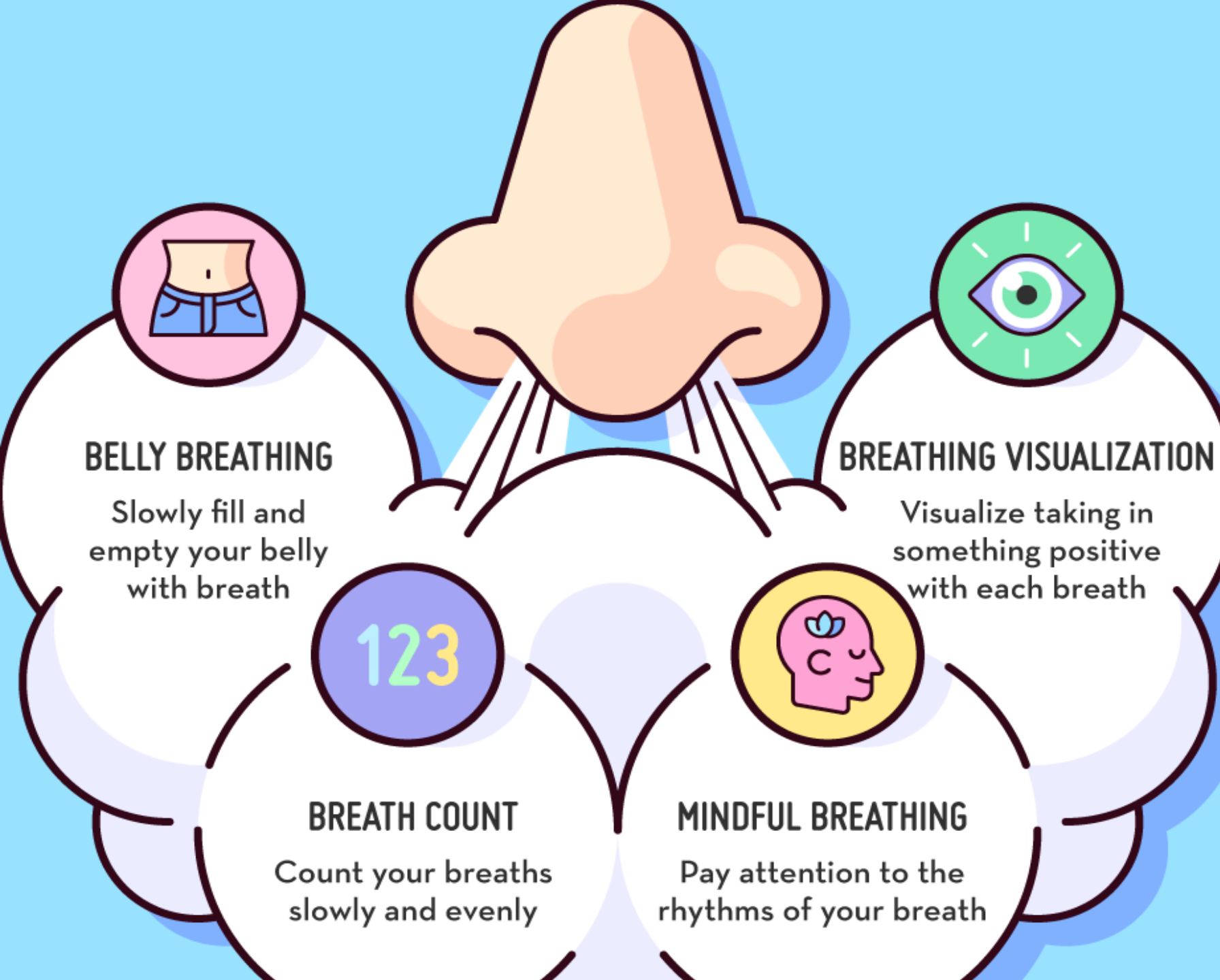


8. Externalisation



Left lateral helps Digestion, Acidity, Heartburn  
Right Lateral helps Heart pulsations drive CSF into Brain





## Breathe Easy Stress Less

LSD-Breathe thru Nose  
Relax Body-Mind  
Relieve Anxiety →  
Restful Sleep

Focus attention on  
breath → settle mind,  
restore calm

Effectiveness of diaphragmatic  
breathing relaxation training for  
improving sleep quality, *J Sleep*,  
2021

# Breathtaking View of Ocean on Moonlit Night

*Feel the Stillness around you*

---



- W/ each relaxing breath imagine yourself in the ocean of divinity
- Soothing moonlight guides into deep rejuvenation & healing
- Visual Imagery creates positive affirmations
- ***Be the stillness: Let the waters settle, and you will see the moon and the stars mirrored in your own being*** — Rumi


# Calm Ocean Waves Bring Relaxation



- RR: Progressive muscle relaxation → Hypo-metabolic physiological state
- Calmness creates +ve feelings
- Diverts attention from –ve thoughts  
↑vagal tone

Turbulence → **Breath-centric** → Tranquility

---



↓ Distraction, Stress, Tension

↑ Focus, Calm, Awareness

[Health.harvard.edu/mind-and-mood/relaxation-techniques-breath-control-helps-quell-errant-stress-response](https://www.health.harvard.edu/mind-and-mood/relaxation-techniques-breath-control-helps-quell-errant-stress-response)

# Yoga Therapy in Practice

## **Yoga as the “Next Wave” of Therapeutic Modalities For Treatment of Insomnia**

**Sarah L. Kennedy, PhD**

*Baylor College of Medicine, Houston, Texas, USA*

*Sarah.Kennedy2@va.gov*

“Yoga practice is well suited to complement existing therapies and to address sleep problems in a more holistic way.”

“Yoga teachers and practitioners have long touted the positive effects of yoga and meditation on sleep...improvements in sleep are among the first (and often most valued) changes observed by new practitioners (Cimini, 2010). Yoga is already one of the top five alternative medicine interventions for insomnia, based on consumer surveys...”

# Yoga Based Lifestyle Program in Improving Quality of Life after Coronary Artery Bypass Graft (CABG) Surgery: A Randomised Controlled Trial

AMARAVATHI ERABALLI<sup>1</sup>, NAGARATHNA RAGHURAM<sup>2</sup>, NAGENDRA HONGASANDRA RAMARAO<sup>3</sup>,  
BALARAM PRADHAN<sup>4</sup>, PARACHURI VENKATESHWARA RAO<sup>5</sup>

## ABSTRACT

**Introduction:** The Quality of Life (QOL) after Coronary Artery Bypass Grafting (CABG) is an important contributor to morbidity and mortality. The addition of Yoga Based Lifestyle Program (YLSP) to conventional cardiac rehabilitation has found useful and effective in improving ejection fraction and reducing risk factor profiles.

**Aim:** The aim of the present study was to evaluate the effect of add-on YLSP to conventional post-CABG rehabilitation and to compare the changes of QOL.

**Materials and Methods:** A total of 300 patients posted for elective CABG at Narayana Hrudayalaya Super Specialty Hospital, Bengaluru, India were randomised into two groups (150 each) i.e., Conventional Lifestyle Program (CLSP) and YLSP. Data on CLSP (95) and YLSP (102) was available for analysis at one year follow up. The YLSP Group practiced integrated yoga module including Yama, Niyama, Anasa, Pranayama and Meditation

as an add-on to conventional lifestyle advice. Assessments were done before and one year after CABG on World Health Organization Quality of Life- Brief form questionnaire (WHOQOL-BREF) with four domains viz., 'Physical Health', 'Mental Health', 'Social relationships' and 'Environmental health'. As the data was not normally distributed, the non-parametric tests viz., Mann-Whitney Test and Wilcoxon signed ranks test for between group and within group comparisons were applied.

**Results:** In YLSP group, significant ( $p < 0.001$ ; Wilcoxon's test) improvements were found within group after one year in all domains of WHOQOL-BREF, while there was significant improvement ( $p < 0.05$ ; Wilcoxon's test) only in the Social health domain, in the control (CLSP) group. There was significant differences between groups ( $p < 0.05$ ; Mann-Whitney test) in all domains with better improvement in the YLSP Group.

**Conclusion:** Addition of integrated yoga program to conventional post-CABG rehabilitation leads to better improvement in all domains of quality of life after coronary artery bypass surgery.

# [Pursed Lips Inspiration for Vocal Cord Dysfunction]

[Article in Japanese]

[Yumiko Maruyama](#), [Yayoi Tsukada](#), [Nobuyuki Hirai](#), [Yosuke Nakanishi](#), [Tomokazu Yoshizaki](#)

PMID: 26333273 DOI: [10.3950/jibiinkoka.118.53](#)

## Abstract

Paradoxical vocal cord motion (PVCM) during vocal cord dysfunction (VCD) generally occurs spasmodically and transiently. After we had experienced 36 cases of VCD and successfully treated with conservative treatment including "pursed lips inspiration" method, we experienced a boy who had persistent PVCM. It was observed his PVCM vanished when he breathed in through pursed lips, while it appeared again when he stopped pursed lips inspiration. An airway reflex has been reported where the negative pressure in the subglottic space resulting from the inspiratory effort against a narrowed glottis activates the vocal cord adductor. VCD is considered to have both acceleration of laryngeal closure reflex against airway stimuli and active adductive movement of vocal cords against negative pressure in the subglottic space as underlying factors. The pursed lips inspiration method enables VCD patients not only to accomplish slow and light breathing but also to decrease the difference in the pressure between the supra--and subglottic space by occluding the nasal cavity and voluntary puckering up of the mouth which generate negative pressure in the



# Effect of voluntary respiratory efforts on breath-holding time

I Mitrouska<sup>1</sup>, M Tsoumakidou, G Prinianakis, J Milic-Emili, N M Siafakas

- PMID: 17324641. DOI: [10.1016/j.resp.2007.01.014](https://doi.org/10.1016/j.resp.2007.01.014)

**Introduction:** Near the end of a maximal voluntary breath-hold, re-inhalation of the expired gas allows an additional breath-holding period, indicating that the breaking point does not depend solely on chemical drive. We hypothesized that afferents from respiratory muscle and/or chest wall are significant in breath-holding.

**Methods:** Nineteen normal adults breathed room air through a mouthpiece connected to a pneumotachograph and were instructed to breath-hold with and without voluntary regular respiratory efforts against an occluded airway.

**Results:** Fifty-one trials with and 53 without respiratory efforts were analyzed. The mean number of efforts per minute was  $19 \pm 2.3$ , and the mean lowest airway pressure ( $P_{aw}$ ) was  $16.6 \pm 5.4$  cmH<sub>2</sub>O. Breath-holding time (BHT) did not differ without ( $33.0 \pm 18.2$  s) and with ( $29.3 \pm 12.3$  s) efforts. In five patients arterial blood gasses were measured before and at the end of breath-holding and they did not differ between trials without and with efforts, indicating similar chemical drive. Our results suggest that afferents from respiratory muscle and/or chest wall are not the major determinants of BHT.

# The effect of various breathing exercises (pranayama) in patients with bronchial asthma of mild to moderate severity

Tarun Saxena<sup>1</sup>, Manjari Saxena

Affiliations + expand

PMID: 21234211 PMCID: [PMC3017963](#) DOI: [10.4103/0973-6131.53838](#)

[Free PMC article](#)

## Abstract

**Background/aim:** The incidence of bronchial asthma is on increase. Chemotherapy is helpful during early course of the disease, but later on morbidity and mortality increases. The efficacy of yoga therapy though appreciated is yet to be defined and modified.

2018 May-Aug;11(2):99-104. doi: 10.4103/ijoy.IJOY\_65\_16.

## **Immediate Effects of Yoga Breathing with Intermittent Breath Holding on Response Inhibition among Healthy Volunteers**

[Apar Avinash Saoji 1](#), [B R Raghavendra 1](#), [S K Rajesh 1](#), [N K Manjunath 1](#)

• DOI: [10.4103/ijoy.IJOY\\_65\\_16](https://doi.org/10.4103/ijoy.IJOY_65_16)

### **Abstract**

**Background:** There is very little evidence available on the effects of yoga-based breathing practices on response inhibition. The current study used stop-signal paradigm to assess the effects of yoga breathing with intermittent breath holding (YBH) on response inhibition among healthy volunteers.

**Materials and methods:** Thirty-six healthy volunteers (17 males + 19 females), with mean age of  $20.31 \pm 3.48$  years from a university, were recruited in a within-subject repeated measures (RM) design. The recordings for stop signal task were performed on three different days for baseline, post-YBH, and post yogic breath awareness (YBA) sessions. Stop-signal reaction time (SSRT), mean reaction time to go stimuli (go RT), and the probability of responding on-stop signal trials ( $p$  [r/s]) were analyzed for 36 volunteers using RM analysis of variance.

Fault	Cure
Mouth breathing	Nose breathing encourages slow, diaphragmatic breathing ↑Nitric Oxide
Heavy breathing	<i>Breathe light to breathe right</i> Blood/saturation O <sub>2</sub> SaO <sub>2</sub> 98% Safe level is >88%.
Only <b>automatic</b> breathing	Breathing with awareness activates brain networks → improves mind, body, emotions → <b>Relaxation</b>
Not varying breathing techniques	Various types of breathing train body differently: <i>Long exhale</i> ↓HR ↑ <i>relaxation</i> <i>Pursed lip breathing helps control SOB</i>
<b>Hyperventilate</b>	CO <sub>2</sub> vasodilator, stimulates the respiratory center, ↑O <sub>2</sub> uptake. <i>Less is more</i>
<b>Fast and shallow breathing</b>	<i>Slow down</i> , Short Breath-hold ↑lung capacity/health Better O <sub>2</sub> & CO <sub>2</sub> exchange ↑organs functioning
Not using breathing to feel better	Efficient Breathing ↓Sympathetic activity ↑ <b>Vagal tone</b>

# Disclaimer

---

- This presentation is intended to increase your understanding of how you can improve your own health by being an active and informed patient
- Contents from this presentation should not be construed as personal medical advice or instruction
- Information provided is NOT a replacement for conventional care or a reason for postponing physician's advice
- Does not constitute or substitute medical advice but complements conventional care
- Please consult your physician if you have questions about diagnosing, treating, or preventing a medical condition or illness